











FXGalib - The magic Pinbar V1.00








Settings: Size of the body


| | | |
|---|---|-------|
| ab | | ===== |
|  | Pinbar: Use: max size of body in percent | true |
|  | Pinbar: Max size of body in percent | 40 |
|  | Pinbar: Use: position of body in the upper... | true |
|  | Pinbar: Position of body in the upper X pe... | 40 |
|  | Pinbar: Direction has to be in the trade dir... | false |
|  | Pinbar: Use: Pinbar is max/min of the last ... | false |
|  | Pinbar: Is max./min. of the last candles | 3 |
|  | Pinbar: Use: Minimal percentage size of t... | false |
|  | Pinbar: Percentage of last 10 candles | 100 |



Settings: Position of the body










| | | |
|---|---|-------|
| ab | | ===== |
|  | Pinbar: Use: max size of body in percent | true |
| 123 | Pinbar: Max size of body in percent | 40 |
|  | Pinbar: Use: position of body in the upper... | true |
| 123 | Pinbar: Position of body in the upper X pe... | 40 |
|  | Pinbar: Direction has to be in the trade dir... | false |
|  | Pinbar: Use: Pinbar is max/min of the last ... | false |
| 123 | Pinbar: Is max./min. of the last candles | 3 |
|  | Pinbar: Use: Minimal percentage size of t... | false |
| 123 | Pinbar: Percentage of last 10 candles | 100 |

Size



Body is in the upper 40%










Settings: Direction of the pinbar

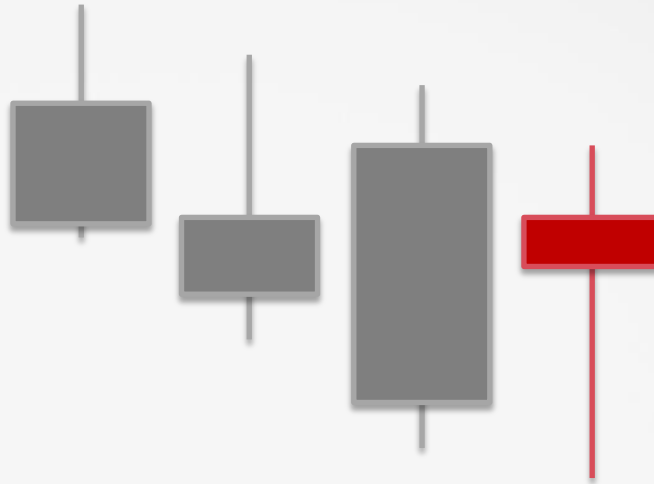
| | | |
|---|---|-------|
| ab | | ===== |
|  | Pinbar: Use: max size of body in percent | true |
|  | Pinbar: Max size of body in percent | 40 |
|  | Pinbar: Use: position of body in the upper... | true |
|  | Pinbar: Position of body in the upper X pe... | 40 |
|  | Pinbar: Direction has to be in the trade dir... | false |
|  | Pinbar: Use: Pinbar is max/min of the last ... | false |
|  | Pinbar: Is max./min. of the last candles | 3 |
|  | Pinbar: Use: Minimal percentage size of t... | false |
|  | Pinbar: Percentage of last 10 candles | 100 |

Color is in the trade direction:
Green pinbars only for buy;
Red pinbars only for sell












Settings: Direction of the pinbar

| | |
|---|-------|
| ab | ===== |
|  Pinbar: Use: max size of body in percent | true |
|  Pinbar: Max size of body in percent | 40 |
|  Pinbar: Use: position of body in the upper... | true |
|  Pinbar: Position of body in the upper X pe... | 40 |
|  Pinbar: Direction has to be in the trade dir... | false |
|  Pinbar: Use: Pinbar is max/min of the last ... | false |
|  Pinbar: Is max./min. of the last candles | 3 |
|  Pinbar: Use: Minimal percentage size of t... | false |
|  Pinbar: Percentage of last 10 candles | 100 |

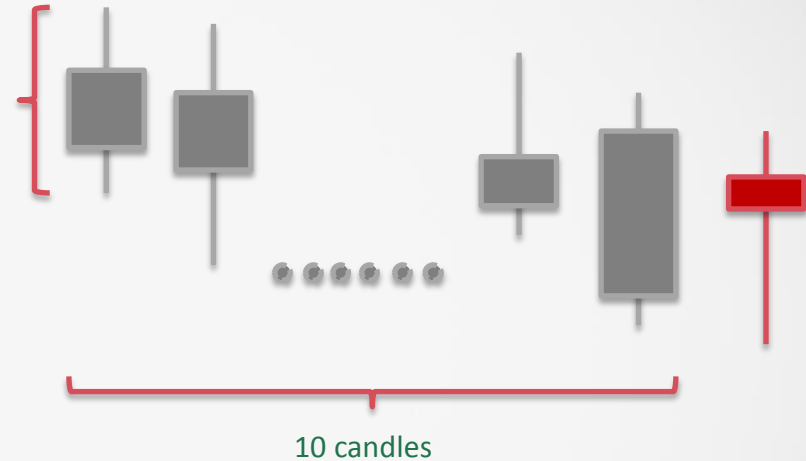


For buy trades, the pinbar is the minimum of the last 3 candles before;
for sell trades the pinbar is the maximum of the last 3 candles before!

Settings: Minimum of the pinbar as average length of last X candles

| | |
|---|-------|
| ab | ===== |
|  Pinbar: Use: max size of body in percent | true |
|  Pinbar: Max size of body in percent | 40 |
|  Pinbar: Use: position of body in the upper... | true |
|  Pinbar: Position of body in the upper X pe... | 40 |
|  Pinbar: Direction has to be in the trade dir... | false |
|  Pinbar: Use: Pinbar is max/min of the last ... | false |
|  Pinbar: Is max./min. of the last candles | 3 |
|  Pinbar: Use: Minimal percentage size of t... | false |
|  Pinbar: Percentage of last 10 candles | 100 |

Average length
of 10 candles



For buy/sell trades, the pinbar length(high-low) is greater than the averages of the 10 candles before!

Settings: Distance of sl from low/high

| | |
|--------------------------------------|-------|
| ab | ===== |
| 123 SL: X Points under low(for buy) | 20 |
| 123 Entry: X Percents of Retracement | 50 |
| 1/2 TP: RR | 2.0 |

SL 20 Points under low of pinbar candle



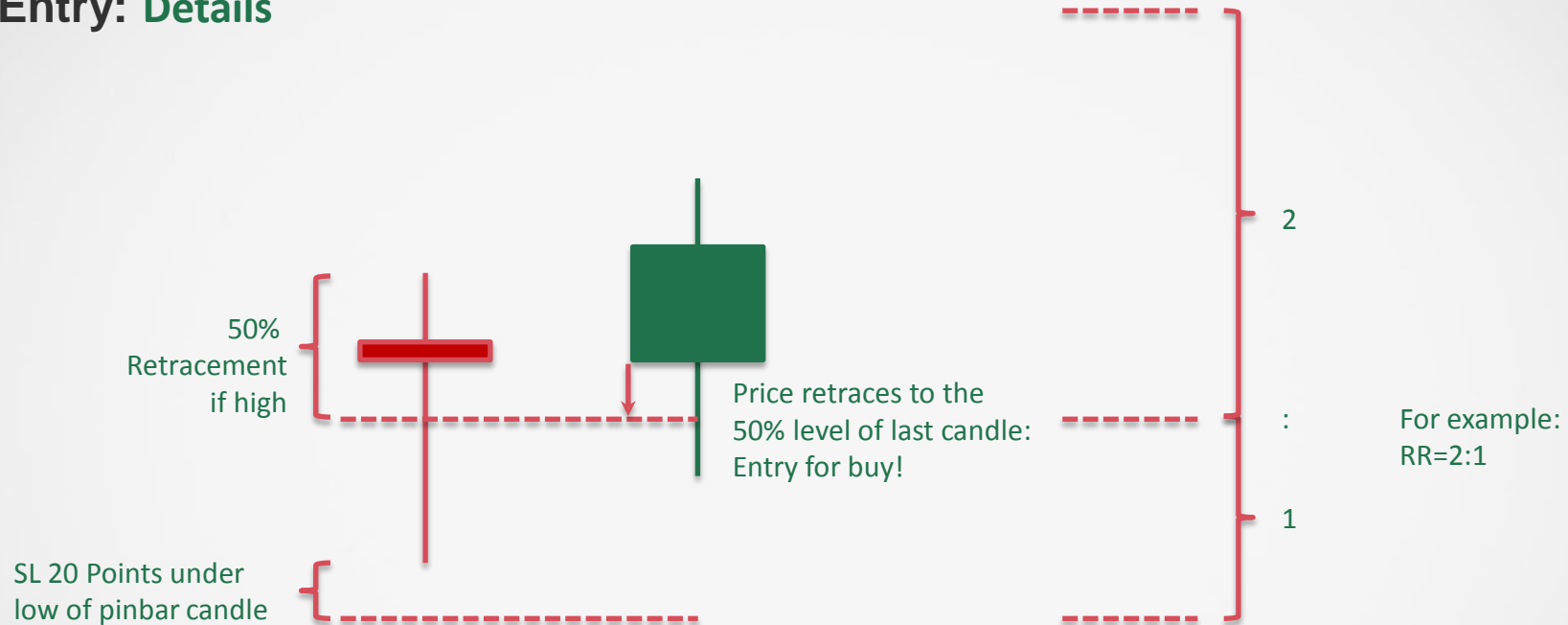
Settings: Entry in % of Retracement

| | |
|--------------------------------------|-------|
| ab | ===== |
| 123 SL: X Points under low(for buy) | 20 |
| 123 Entry: X Percents of Retracement | 50 |
| 1/2 TP: RR | 2.0 |

50%
Retracement
from high as
entry point



Entry: Details



Settings: RR

| | |
|--------------------------------------|-------|
| ab | ===== |
| 123 SL: X Points under low(for buy) | 20 |
| 123 Entry: X Percents of Retracement | 50 |
| 1/2 TP: RR | 2.0 |

RR=1:1

