




Stack MM




Classified :For Your Eyes Only

2 Stack MM



The Freakin' Rules

braintheboss


Apr 4, 10:21am (5 hr ago) [Quote](#) [Cleanup](#) [# Post 250](#)

We have 3 rules in non recoverable exits:

- 1) Minimum trade age for allow close
- 2) Minimum pips for allow close
- 3) Trade not recovered some % of loss currently

With this we are sure only we close trades are not recovering and are very far of profit. This makes sense if trade was almost all his life in loss. **Last rule give extra close time if is recovering fast for in the worst case, close it at best price possible reducing loss. At best case close it with profit**

Try don't lose pants never...

 [Develop](#) Return This Week: **0.3%**



1 

Exhibit 1



3 Stack MM

 braintheboss

Apr 4, 10:03am (5 hr ago) | Edited Apr 4, 10:18am | [Quote](#) | [Cleanup](#) | [# Post 242](#)

An example taking thread TE

We take older trade. Account have 63 days now

6 weeks are 42 days (7 days x 6 weeks)

Knowing this we apply formula...

First we calculate Slow area (trades above 1 week). We make a range between oldest trade (42 days) and 1 week (7 days):

$(42 + 7) / 2 = 24$ days (average time inside slow area. Its like we have one trade of 42 days and one of 7 days. We take the edges inside that area)

Now we calculate Fast area (trades below 1 week):

$7 / 2 = 3.5$ days (we round to 3 days. Its average then is like we have one trade of 7 days and one of 1 day. We take the edges inside that area)

Now we make average between Fast area and Slow area:

$(24 + 3) / 2 = 13$ days

Now we calculate final edge time. We take Slow area average and Both areas average calculated in previous step (this is weighted mix)

$(24 + 13) / 2 = 18$ days

And 18 days is minimum trade time for allow non recoverable close

No Bad Closes Demo Account XXXXXX13 Starting Feb 1, 2019 Last Sync: 2 min ago Expand Settings											
Overview Trade Report Trade Graph Trade List											
Open Trades (28)											
Instrument	Price Open/MTM	Open Date	Lots	Lev	Return	Profit	Pips	Chart	Swap	Duration	Note
GBP/NZD	Sell 1.89740 MTM 1.93500	Feb 20, 2019 13:51	0.01	0:1	-0.2%	-\$24.85	-375.7		\$0.61	6 weeks	Add
GBP/AUD	Sell 1.82045 MTM 1.83737	Feb 20, 2019 22:07	0.01	0:1	-0.1%	-\$11.64	-169.2		\$0.47	6 weeks	Add
GBP/USD	Buy 1.32435 MTM 1.30763	Mar 25, 2019 14:29	0.01	0:1	-0.2%	-\$17.53	-167.2		-\$0.74	10 days	Add



“read the freakin' thread...!!”