

GBP NET SHORT NARROWS FROM LAST WEEK'S RECORD

Data in this report cover up to Tuesday Aug 30 & were released Friday Sept 2.

- This week's changes in sentiment were relatively limited as investors added to EUR shorts while paring risk in CAD. The net GBP position narrowed from its record short as investors added risk to both sides, and investors added to bullish JPY positions for a fifth consecutive week. The aggregate USD position softened modestly.

- Investors pared CAD risk in the week ended August 30th, reducing both gross long and short positions in a manner that delivered a modest \$0.4bn build in the net long to \$1.7bn. The w/w changes served to reduce some of the risk that had been built through August (bottom right p1). The AUD net long held steady at \$3.2bn.

- EUR sentiment deteriorated for the first week in five, the net short widening \$0.6bn to \$11.4bn on the back of a build in gross shorts. EUR positioning continues to be dominated by EUR bears (middle right p2) and this week's shift may hint to early signs of a turn following a four week run of short covering.

- The net short GBP position narrowed modestly from last week's \$7.8bn record following a modest build in both gross long and gross short positions. The latter have climbed to a fresh record high. GBP remains the most vulnerable to positioning, with shorts outnumbering longs 3.3 to 1.

- JPY positioning continues to shift in a bullish manner, with this week's modest \$0.2bn rise in the \$7.7bn net long position driven by a combination of short covering and build in longs (middle left p2).

30-Aug	Sentiment		\$mns	
	Bias	Trend	Position	w/w chg.
CAD	bullish	increasing	1,710	414
AUD	bullish	neutral	3,196	-60
NZD	neutral	neutral	137	201
MXN	bearish	neutral	-883	-115
EUR	bearish	increasing	-11,411	-578
GBP	bearish	decreasing	-7,561	274
CHF	bullish	increasing	1,043	798
JPY	bullish	neutral	7,729	207
Gold	bullish	decreasing	36,231	-3,174
Total USD pos'n (excluding gold)			6,040	-1,142

CAD — NON-COMMERCIAL POSITIONING

Date	(\$MM)	Position - Contracts of 100,000 CAD				Open Int.
	Net	Long	Short	Net	Net w/w	
30-Aug	1,710	46,808	24,408	22,400	5,666	125,716
23-Aug	1,296	50,097	33,363	16,734	4,261	131,618
16-Aug	970	46,118	33,645	12,473	-2,893	124,610
9-Aug	1,171	43,647	28,281	15,366	-2,392	115,796



FOLLOW US ON TWITTER @SCOTIABANK

Shaun Osborne
Chief FX Strategist

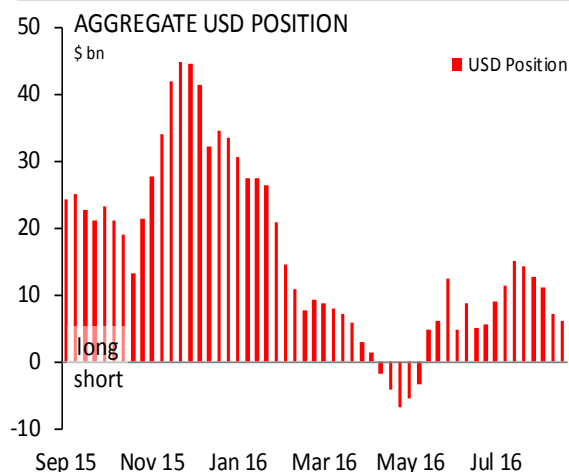
416.945.4538

shaun.osborne@scotiabank.com

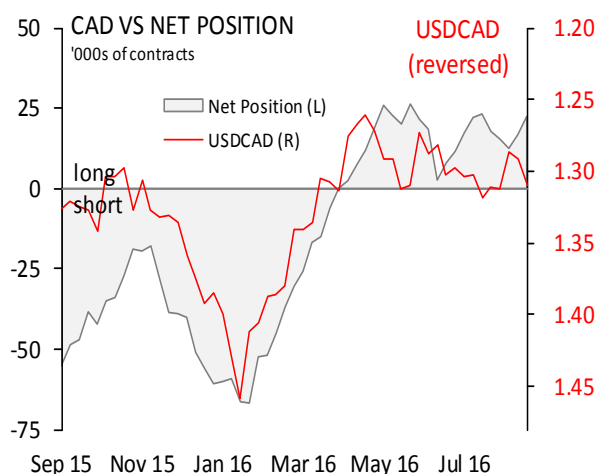
Eric Theoret, CFA, CMT
FX Strategist

416.863.7030

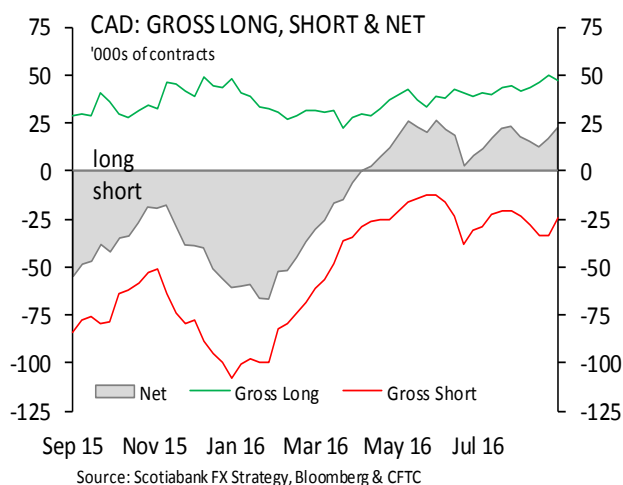
eric.theoret@scotiabank.com



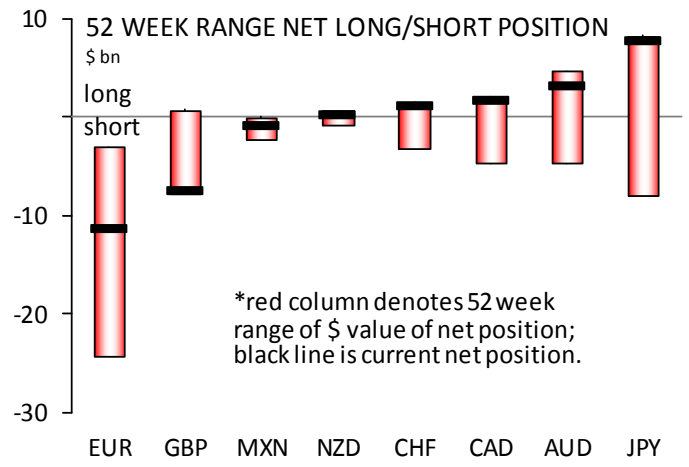
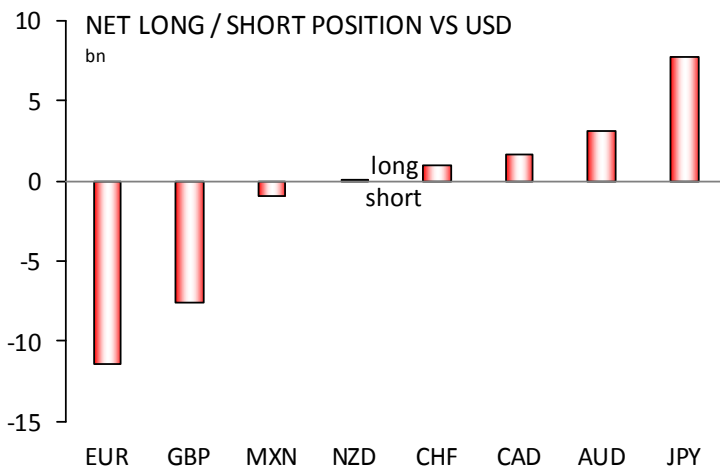
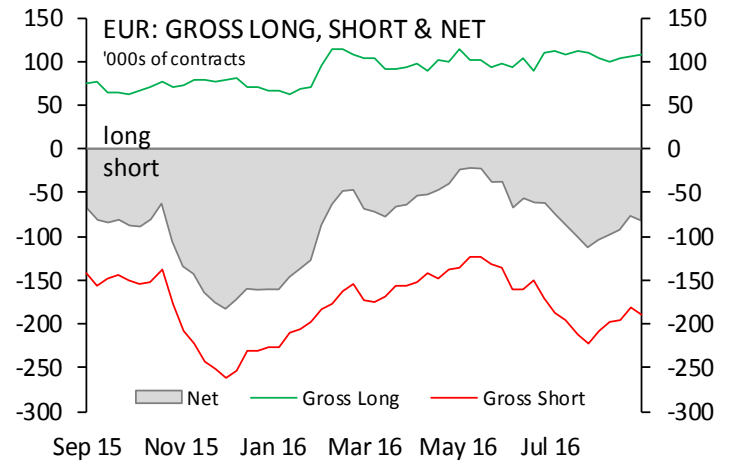
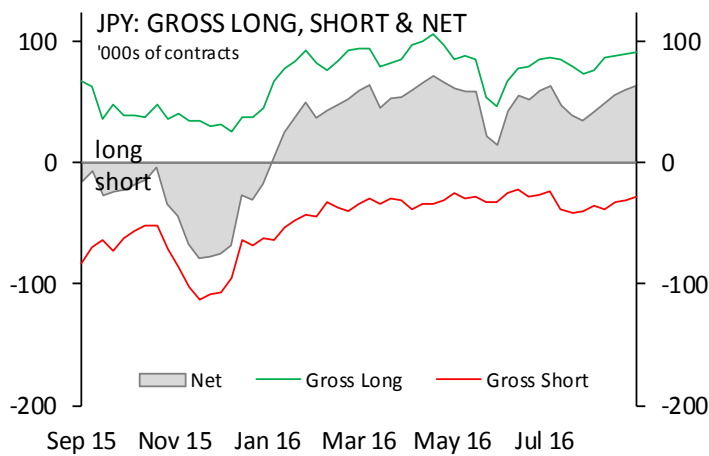
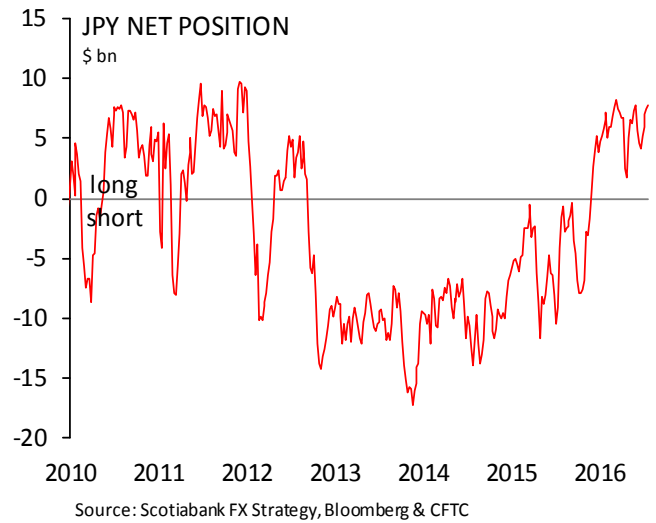
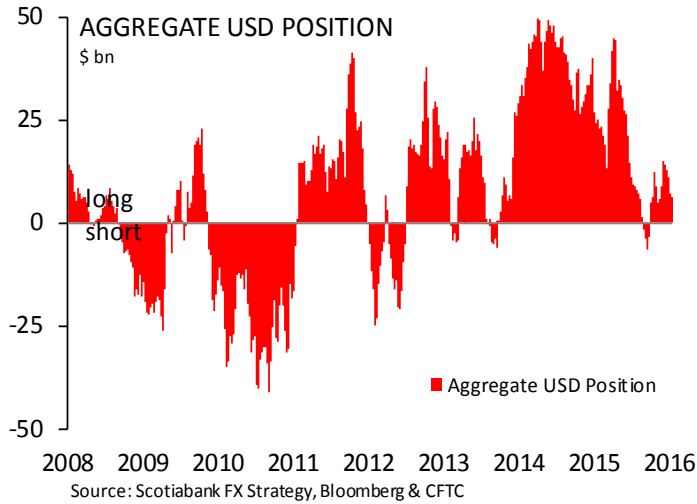
Source: Scotiabank FX Strategy, Bloomberg & CFTC

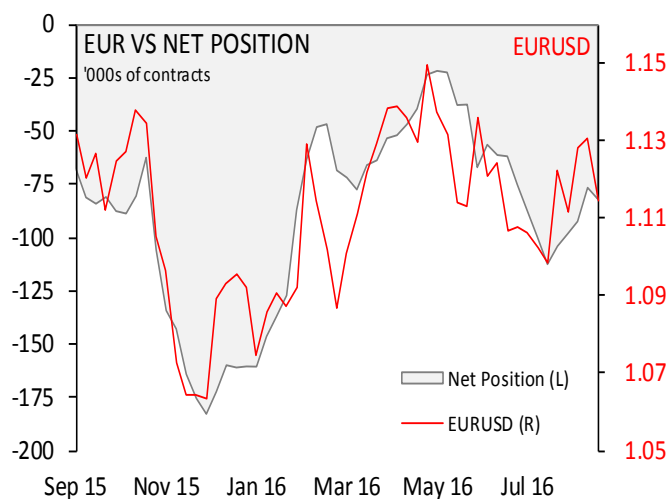


Source: Scotiabank FX Strategy, Bloomberg & CFTC

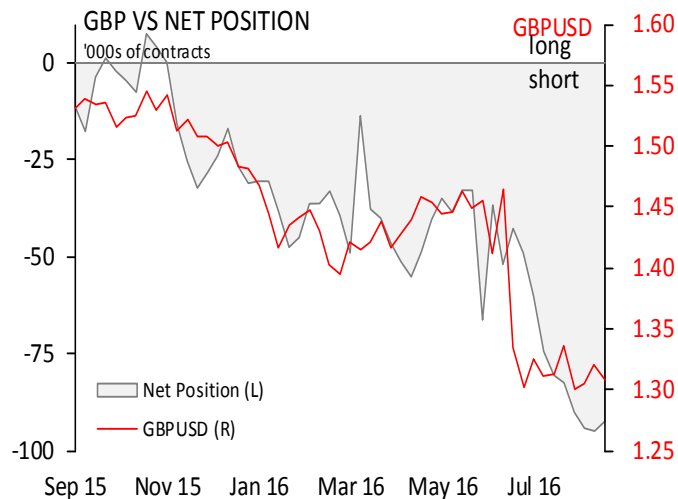


Source: Scotiabank FX Strategy, Bloomberg & CFTC





Source: Scotiabank FX Strategy, Bloomberg & CFTC



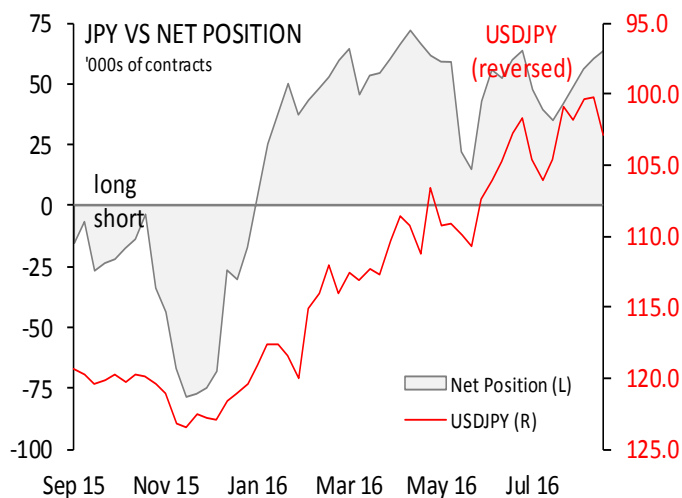
Source: Scotiabank FX Strategy, Bloomberg & CFTC

EUR — NON-COMMERCIAL POSITIONING

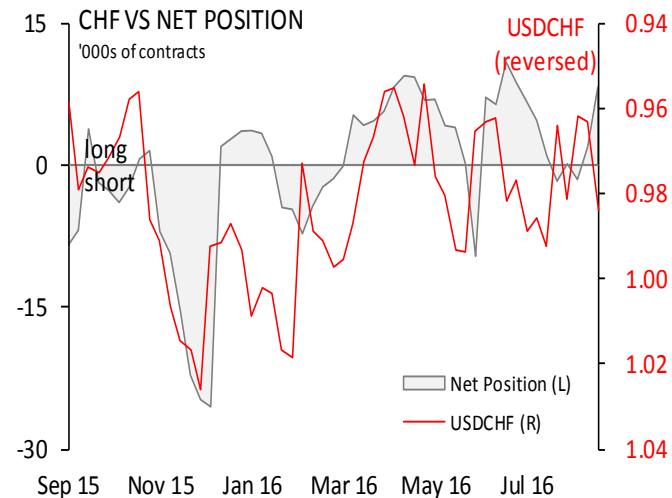
Date	(\$MM) Net	Position - Contracts of 125,000 EUR				Open Int.
		Long	Short	Net	Net w/w	
30-Aug	-11,411	108,261	190,186	-81,925	-5,267	364,843
23-Aug	-10,833	105,374	182,032	-76,658	15,850	364,044
16-Aug	-13,042	103,060	195,568	-92,508	5,891	366,037
9-Aug	-13,674	100,442	198,841	-98,399	5,704	368,693

GBP — NON-COMMERCIAL POSITIONING

Date	(\$MM) Net	Position - Contracts of 62,500 GBP				Open Int.
		Long	Short	Net	Net w/w	
30-Aug	-7,561	39,648	132,133	-92,485	2,493	248,410
23-Aug	-7,834	35,850	130,828	-94,978	-740	247,711
16-Aug	-7,684	35,890	130,128	-94,238	-4,156	248,568
9-Aug	-7,321	35,523	125,605	-90,082	-7,567	243,430



Source: Scotiabank FX Strategy, Bloomberg & CFTC



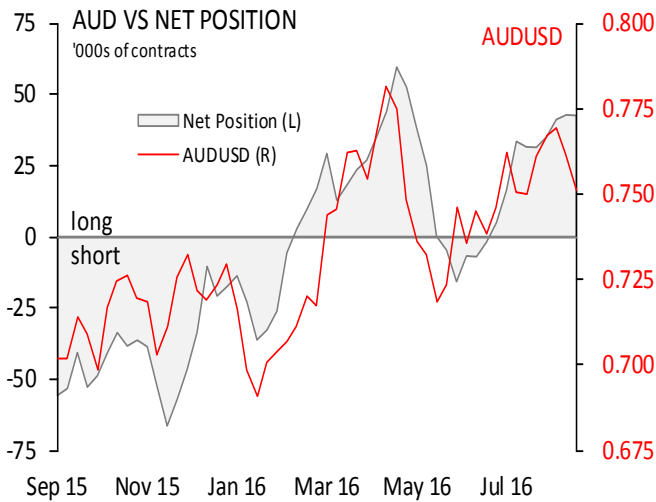
Source: Scotiabank FX Strategy, Bloomberg & CFTC

JPY — NON-COMMERCIAL POSITIONING

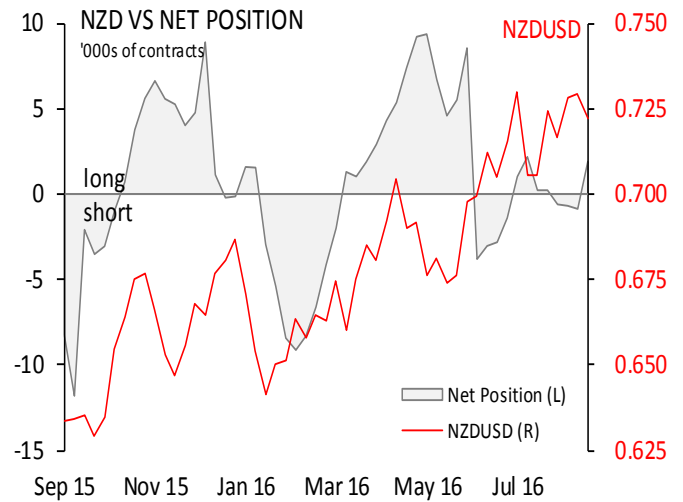
Date	(\$MM) Net	Position - Contracts of 12.5MM JPY				Open Int.
		Long	Short	Net	Net w/w	
30-Aug	7,729	91,570	27,909	63,661	3,345	164,329
23-Aug	7,521	90,387	30,071	60,316	4,310	164,756
16-Aug	6,979	88,273	32,267	56,006	7,175	165,905
9-Aug	5,991	86,719	37,888	48,831	7,131	167,011

CHF — NON-COMMERCIAL POSITIONING

Date	(\$MM) Net	Position - Contracts of 125,000 CHF				Open Int.
		Long	Short	Net	Net w/w	
30-Aug	1,043	24,557	16,349	8,208	6,323	42,294
23-Aug	245	20,921	19,036	1,885	3,430	39,554
16-Aug	-201	19,996	21,541	-1,545	-1,652	42,786
9-Aug	14	20,426	20,319	107	1,822	43,405



Source: Scotiabank FX Strategy, Bloomberg & CFTC



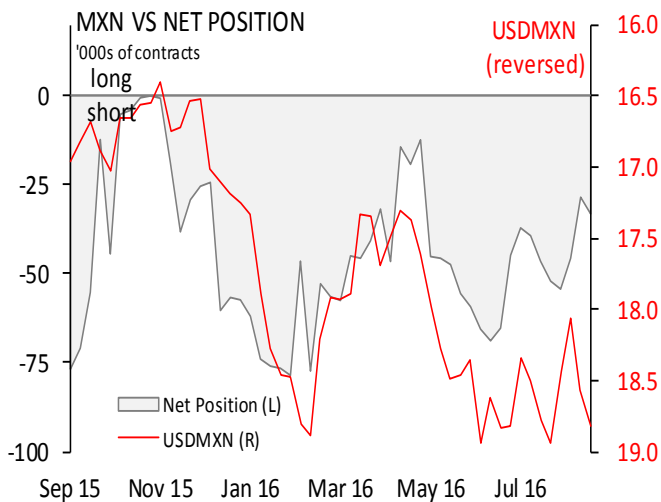
Source: Scotiabank FX Strategy, Bloomberg & CFTC

AUD — NON-COMMERCIAL POSITIONING

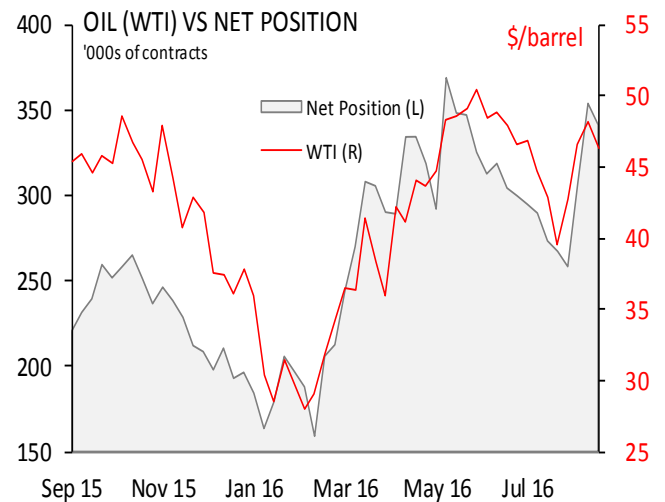
Date	(\$MM) Net	Position - Contracts of 100,000 AUD				Open Int.
		Long	Short	Net	Net w/w	
30-Aug	3,196	70,432	27,866	42,566	-191	110,040
23-Aug	3,256	71,011	28,254	42,757	1,644	114,452
16-Aug	3,164	68,945	27,832	41,113	6,229	112,135
9-Aug	2,677	59,586	24,702	34,884	3,521	102,059

NZD — NON-COMMERCIAL POSITIONING

Date	(\$MM) Net	Position - Contracts of 100,000 NZD				Open Int.
		Long	Short	Net	Net w/w	
30-Aug	137	31,747	29,854	1,893	2,771	46,496
23-Aug	-64	29,926	30,804	-878	-183	44,393
16-Aug	-51	28,980	29,675	-695	-82	43,268
9-Aug	-44	28,314	28,927	-613	-830	41,475



Source: Scotiabank FX Strategy, Bloomberg & CFTC



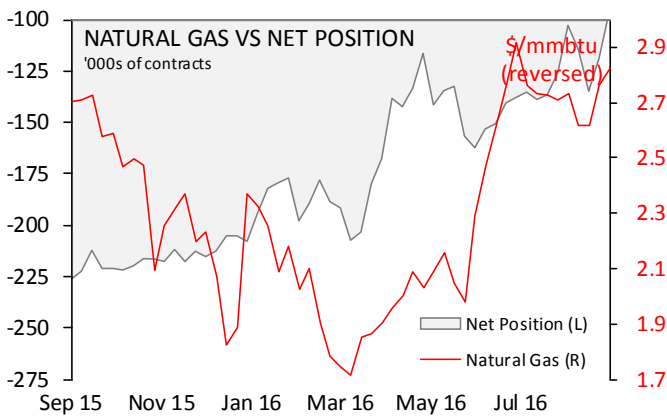
Source: Scotiabank FX Strategy, Bloomberg & CFTC

MXN — NON-COMMERCIAL POSITIONING

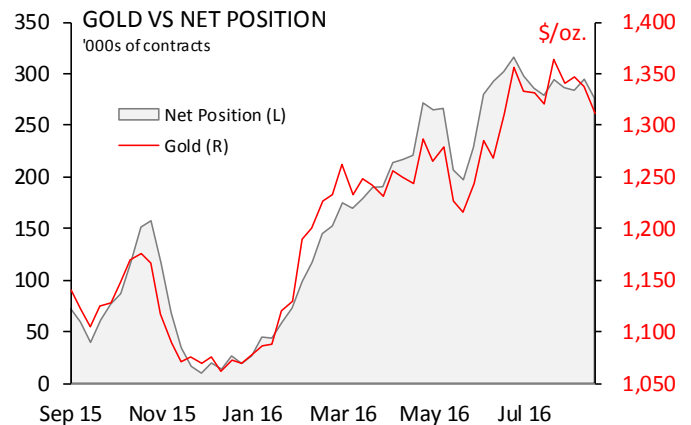
Date	(\$MM) Net	Position - Contracts of 500,000 MXN				Open Int.
		Long	Short	Net	Net w/w	
30-Aug	-883	19,848	53,082	-33,234	-4,693	114,101
23-Aug	-768	26,845	55,386	-28,541	17,182	113,732
16-Aug	-1,266	24,542	70,265	-45,723	8,639	120,749
9-Aug	-1,474	19,963	74,325	-54,362	-2,239	127,632

NYMEX Crude — NON-COMMERCIAL POSITIONING

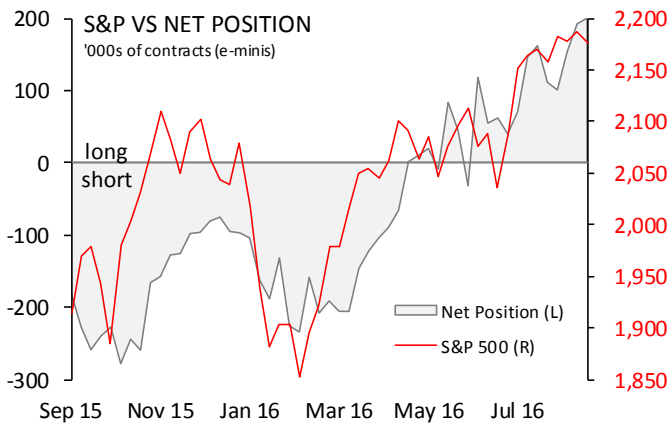
Date	(\$MM) Net	Position - Contracts of 1000 barrels				Open Int.
		Long	Short	Net	Net w/w	
30-Aug	15,819	538,363	197,075	341,288	-12,456	1,787,891
23-Aug	17,015	555,022	201,278	353,744	46,244	1,747,499
16-Aug	14,323	570,209	262,709	307,500	49,250	1,852,402
9-Aug	11,045	562,028	303,778	258,250	-8,942	1,829,979



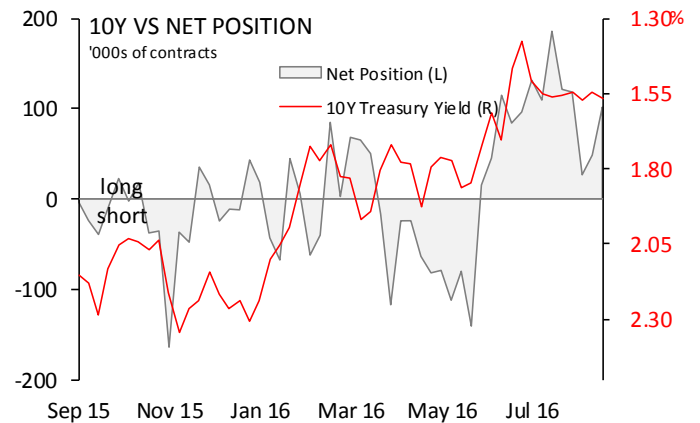
Source: Scotiabank FX Strategy, Bloomberg & CFTC



Source: Scotiabank FX Strategy, Bloomberg & CFTC



Source: Scotiabank FX Strategy, Bloomberg & CFTC



Source: Scotiabank FX Strategy, Bloomberg & CFTC

IMPORTANT NOTICE and DISCLAIMER:

This publication has been prepared by The Bank of Nova Scotia (Scotiabank) for informational and marketing purposes only. Opinions, estimates and projections contained herein are our own as of the date hereof and are subject to change without notice. The information and opinions contained herein have been compiled or arrived at from sources believed reliable, but no representation or warranty, express or implied, is made as to their accuracy or completeness and neither the information nor the forecast shall be taken as a representation for which Scotiabank, its affiliates or any of their employees incur any responsibility. Neither Scotiabank nor its affiliates accept any liability whatsoever for any loss arising from any use of this information. This publication is not, and is not constructed as, an offer to sell or solicitation of any offer to buy any of the currencies referred to herein, nor shall this publication be construed as an opinion as to whether you should enter into any swap or trading strategy involving a swap or any other transaction. The general transaction, financial, educational and market information contained herein is not intended to be, and does not constitute, a recommendation of a swap or trading strategy involving a swap within the meaning of U.S. Commodity Futures Trading Commission Regulation 23.434 and Appendix A thereto. This material is not intended to be individually tailored to your needs or characteristics and should not be viewed as a "call to action" or suggestion that you enter into a swap or trading strategy involving a swap or any other transaction. You should note that the manner in which you implement any of the strategies set out in this publication may expose you to significant risk and you should carefully consider your ability to bear such risks through consultation with your own independent financial, legal, accounting, tax and other professional advisors. Scotiabank, its affiliates and/or their respective officers, directors or employees may from time to time take positions in the currencies mentioned herein as principal or agent, and may have received remuneration as financial advisor and/or underwriter for certain of the corporations mentioned herein. Directors, officers or employees of Scotiabank and its affiliates may serve as directors of corporations referred to herein. All Scotiabank products and services are subject to the terms of applicable agreements and local regulations. This publication and all information, opinions and conclusions contained in it are protected by copyright. This information may not be reproduced in whole or in part, or referred to in any manner whatsoever nor may the information, opinions and conclusions contained in it be referred to without the prior express written consent of Scotiabank.

TMTrademark of The Bank of Nova Scotia. Used under license, where applicable. Scotiabank, together with "Global Banking and Markets", is a marketing name for the global corporate and investment banking and capital markets businesses of The Bank of Nova Scotia and certain of its affiliates in the countries where they operate, all members of the Scotiabank group and authorized users of the mark. The Bank of Nova Scotia is incorporated in Canada with limited liability and is authorised and regulated by the Office of the Superintendent of Financial Institutions Canada. The Bank of Nova Scotia and Scotiabank Europe plc are authorised by the UK Prudential Regulation Authority. The Bank of Nova Scotia is subject to regulation by the UK Financial Conduct Authority and limited regulation by the UK Prudential Regulation Authority. Scotiabank Europe plc is authorised by the UK Prudential Regulation Authority and regulated by the UK Financial Conduct Authority and the UK Prudential Regulation Authority. Details about the extent of The Bank of Nova Scotia's regulation by the UK Prudential Regulation Authority are available on request. Scotiabank Inverlat, S.A., Scotia Inverlat Casa