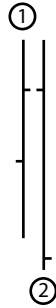




BEARISH PINBAR (PINOCCHIO BAR)

- Very long nose
- Close must be lower than open of bar 2
- Direction is down



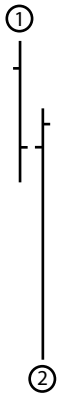
DBHLC (DOUBLE HIGH/LOWER CLOSE)

- Double highs
- Bar 2 closes lower than bar 1's low
- Direction is down



BEOB (BEARISH OUTSIDE BAR)

- Bar 2 engulfs bar 1
- Close of bar 2 is lower than open and close of bar 1, preferably two thirds of way down or more
- Direction is down



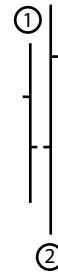
BULLISH PINBAR (PINOCCHIO BAR)

- Very long nose
- Close must be higher than open of bar 2
- Direction is up



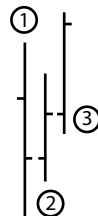
DBLHC (DOUBLE LOW/HIGHER CLOSE)

- Double lows
- Bar 2 closes higher than bar 1's high
- Direction is up



BUOB (BULLISH OUTSIDE BAR)

- Bar 2 engulfs bar 1
- Close of bar 2 is higher than open and close of bar 1, preferably two thirds of way up or more
- Direction is up



IB (INSIDE BAR)

- Long bar 1, bar 2 (ib) is within bar 1's length
- Bar 3 MUST break bar 1 and bar 2's high or low to be a valid setup
- Direction is up or down depending on which side breaks first