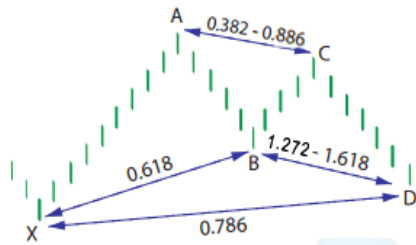
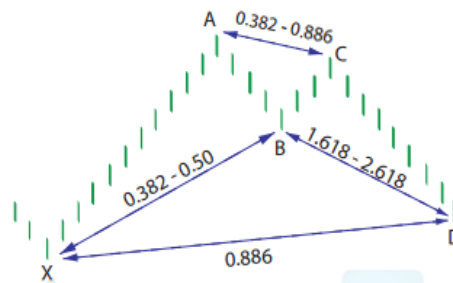


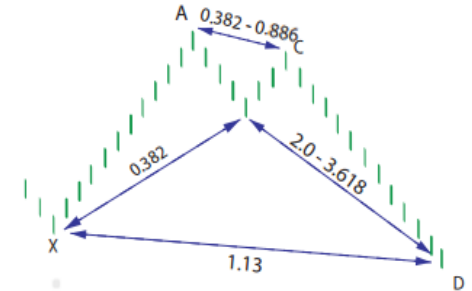
Bullish Gartley



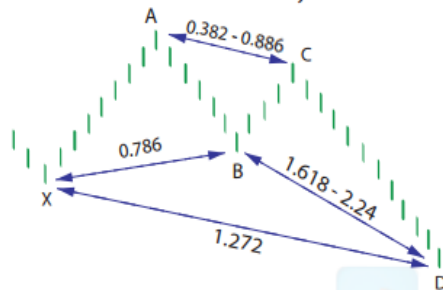
Bullish Bat



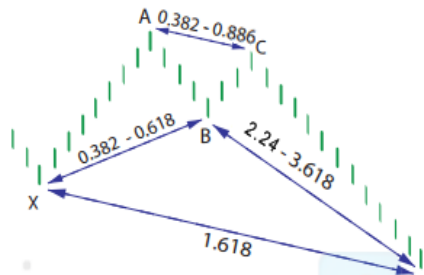
Bullish Alt Bat



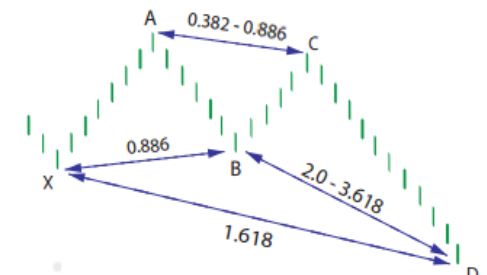
Bullish Butterfly



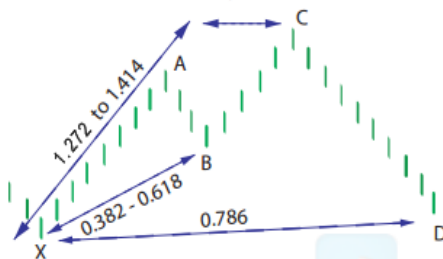
Bullish Crab



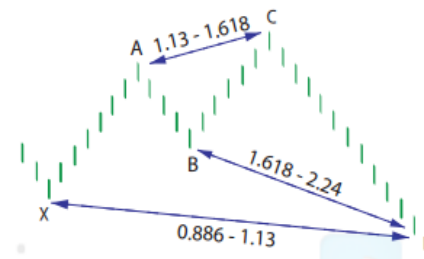
Bullish Deep Crab



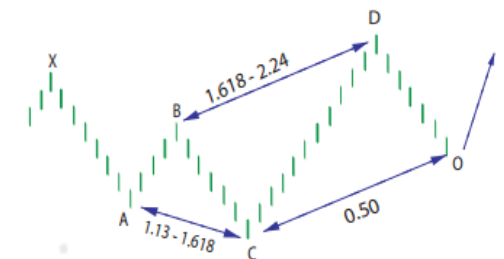
Bullish Cypher



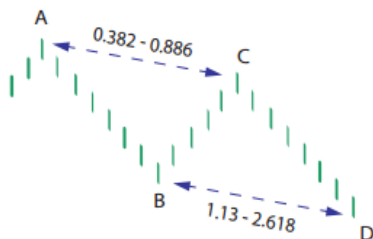
Bullish Shark



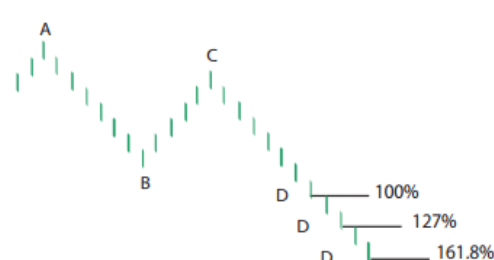
Bullish 5-0



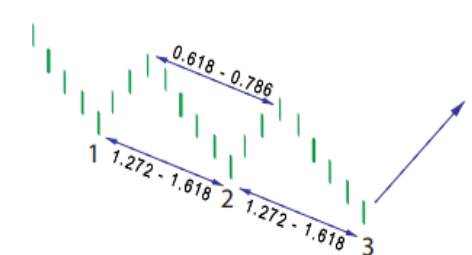
Bullish AB = CD



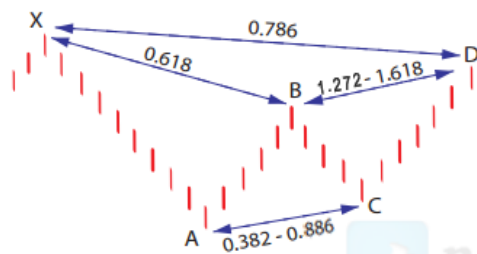
Bullish AB = CD Ext



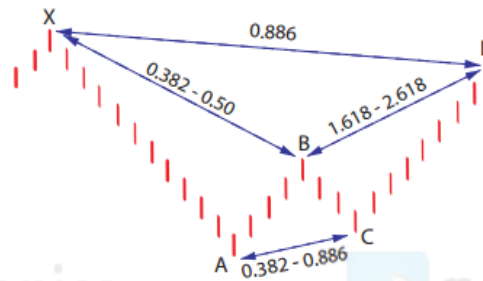
Bullish Three Drives



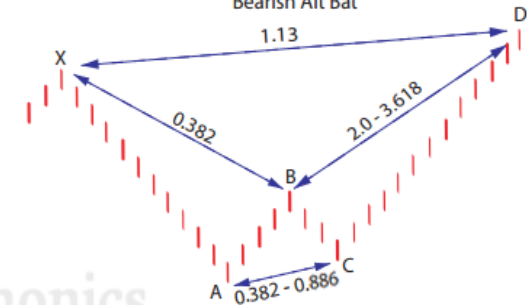
Bearish Gartley



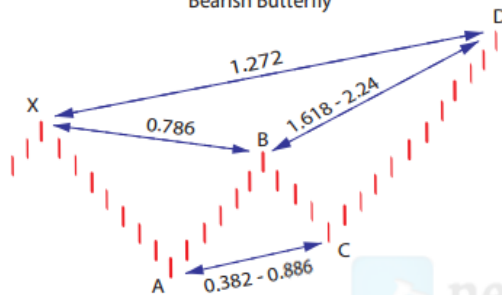
Bearish Bat




Bearish Alt Bat



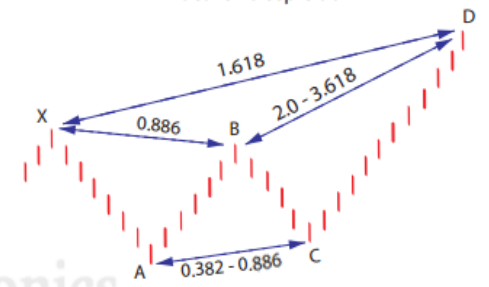
Bearish Butterfly



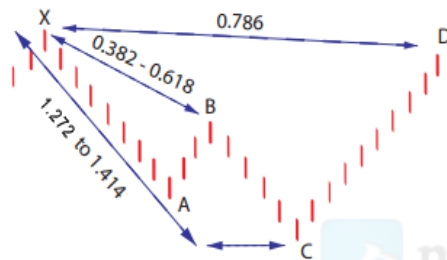
Bearish Crab



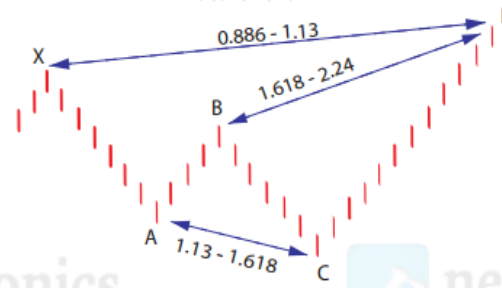
Bearish Deep Crab



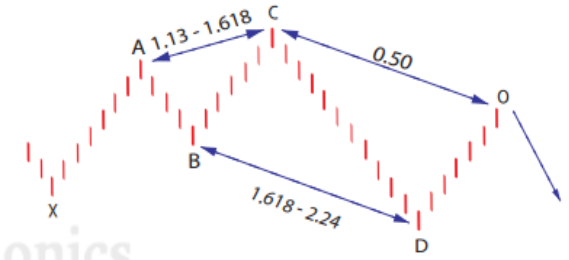
Bearish Cypher



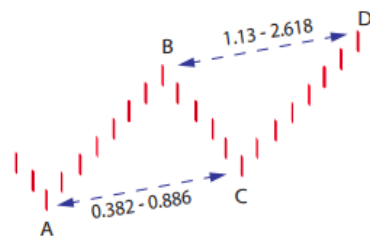
Bearish Shark



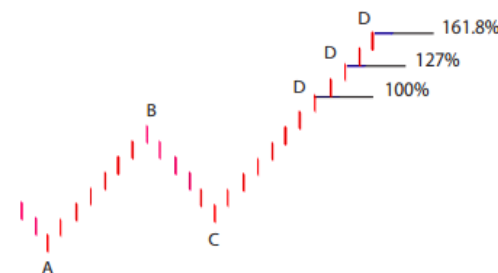
Bearish 5-0



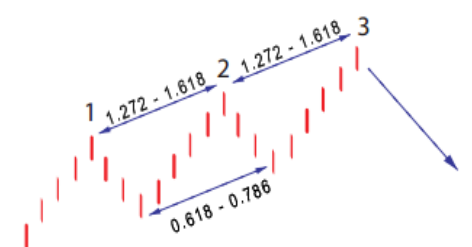
Bearish AB = CD



Bearish Alt AB = CD



Bearish Three Drives



Harmonic Pattern Guide

B Point Retrace of XA Leg
C point does not break A

.382

- .886 Bat
- 1.130 Alternate Bat
- 1.618 Crab

.500

- .886 Bat
- 1.618 Crab

.618

- .786 Gartley
- 1.618 Crab

.786 (1.27, 1.41, 1.618 Butterfly)

.886 (1.618 Deep Crab)

B Point Retrace of XA Leg
C point breaks A

1.13-1.618 (expanding megaphone pattern)

- .886 Shark
- 1.130 Shark

C Point Retrace

0.382

0.500

0.618

0.707

0.786

0.886

BC Projection

2.41 – 2.618

2.00

1.618

1.41

1.27

1.13