

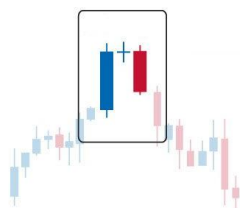
SEARCH

GO

A B C D E F G H I J K L M N O P Q R S T U V W X Y Z

B

[bearish hanging man candlestick](#)
[bearish harami candlestick](#)
[bearish harami cross](#)
[Bearish In-Neck On-Neck & Thrusting Continuation Patterns](#)
[bearish meeting lines candlestick](#)
[Bearish Reversal Candlestick Patterns](#)
[bearish shooting star candlestick](#)
[bearish side by side white lines candlestick](#)
[bearish three black crows candlestick](#)
[bearish three inside down candlestick](#)
[bearish three line strike candlestick](#)

Bearish Reversal Candlestick Patterns**Bearish Reversal Patterns**[Strong Bearish Reversal Patterns](#)[Moderate Bearish Reversal Patterns](#)[Weak Bearish Reversal Patterns](#)[Candlestick Patterns](#)

46% This Week - The Perfect System Download the course, and s
NOW
[CandlestickGenius.com](#)

[Free Forex Course](#)

Thousands Now Trade Who Never Thought They Could! Yours fo
[Tradeology.Com/Forex](#)

[Learn Technical Analysis](#)

95% accuracy with charts Free weekly newsletter
[www.WallStreetWindow.com](#)

[Stock trading](#)

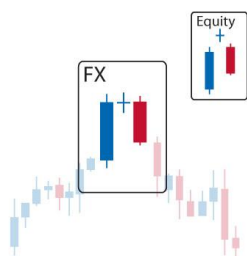
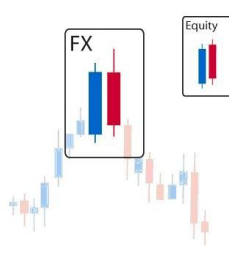
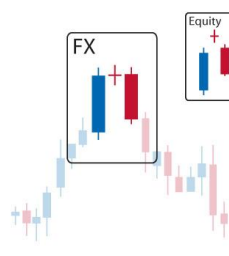
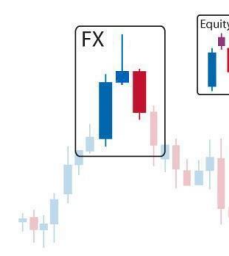
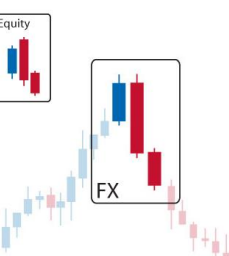
Free seminar. Spread bet stocks in volatile markets. Register here
[www.DigitalLook.com/events](#)

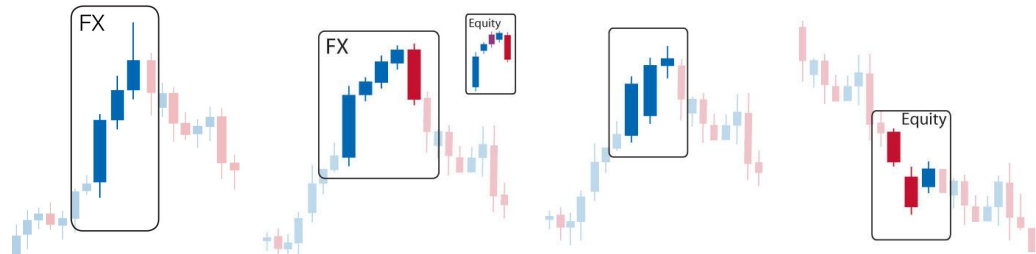


Ads by

One of the most significant goals of technical analysis is to identify changes in direction of price action. Because candlesticks give visual insight into what the market is market psychology, one of the most useful aspects of candlestick analysis is its ability to suggest changes in the sentiment of the market, and reversals in trend. We call these candle formations Reversal Patterns.

Important to note is that with candlesticks a reversal pattern does not necessarily suggest a complete reversal in trend, but merely a change or pause in direction. That could mean anything from a slowdown in trend, sideways trading after an established trend, or a full turnaround following a reversal candle pattern.

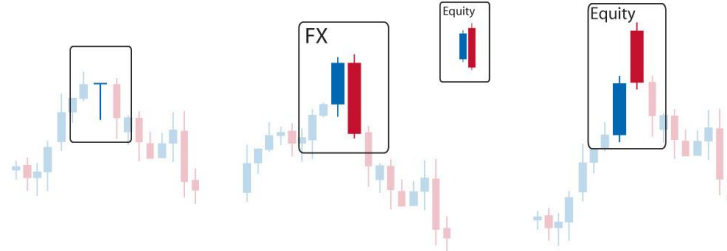
Highly Reliable Bearish Reversal Patterns[Abandoned Baby](#)[Dark Cloud Cover](#)[Evening Doji Star](#)[Evening Star](#)[Three Inside Down](#)[Three Outside Down](#)**Moderate Reliability Bearish Reversal Patterns**



[Dragonfly Doji](#)

[Engulfing](#)

[Meeting Lines](#)



[Tri Stars](#)

[Gravestone Doji](#)

[Hanging Man](#)

[Meeting Lines Non-Fx](#)

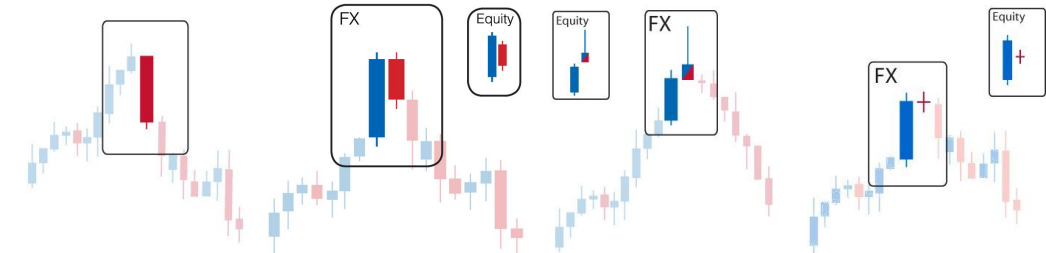
Weak Bearish Reversal Patterns

[Belt Hold](#)

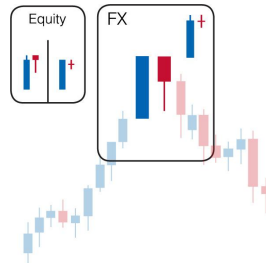
[Harami](#)

[Shooting Star](#)

[Harami Cross](#)



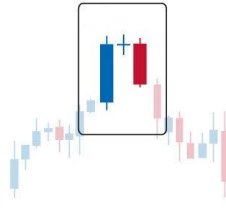
[Tweezers Top](#)



[Intro to Candlestick Trading](#)



[Bearish Reversal Patterns](#)



[Continuation Patterns](#)



[Bullish Reversal Patterns](#)

