

**ANALYSIS OF BASKET-TRADES**  
**WITH THE HELP OF THE 1 MIN EQUITY CURVE**

**BY**

**ANTOMI**

# Analysis of Basket-Trades

---

## Introduction:

The reason of this paper is to analyse the basket-trades in order to find the best and most reliable entry and exit strategy.

All times mentioned are GMT +1h.

Based on a 10.000 € demo-account (Alpari) each pair (in total 13) was traded with 0.2 standard lots.

In this analysis tables are used to document all trades of a trading-day and the graphs are showing the equity-curve based on 1 min.

These basket-trades are done for analysis reasons only and not to prove a strategy. Therefore the trades have been always kept open for almost the whole day.

The data's in the top-left yellow marked area in the table presenting the results at the end of the particular day. These data are showing only the status at the end of the day and can't be used for a rating.

## Indicators:

1. nonlagdot
2. PriceChannel\_Signal\_v1.1
3. MTF\_4TF\_HAS\_Bar2M (Heikin Ashi-Modification)
4. HAMa Step Histo (Heikin Ashi-Modification)
5. Hi-Lo

## Short Entry Signal:

TF 15min

- nonlegdot: magenta
- PriceChannel: big red dot
- MTF: 15min red = first indication for short  
30 min red= short
- HAMa: red bar = confirmation
- Hi-Lo: black dots = confirmation

## Long Entry Signal:

TF 15min

- nonlegdot: aqua
- PriceChannel: big aqua dot
- MTF: 15min blue = first indication for long  
30 min blue= short
- HAMa: blue bar = confirmation
- Hi-Lo: white dots = confirmation

Attention: the MTF is lagging, which makes it more difficult.

# Analysis of Basket-Trades

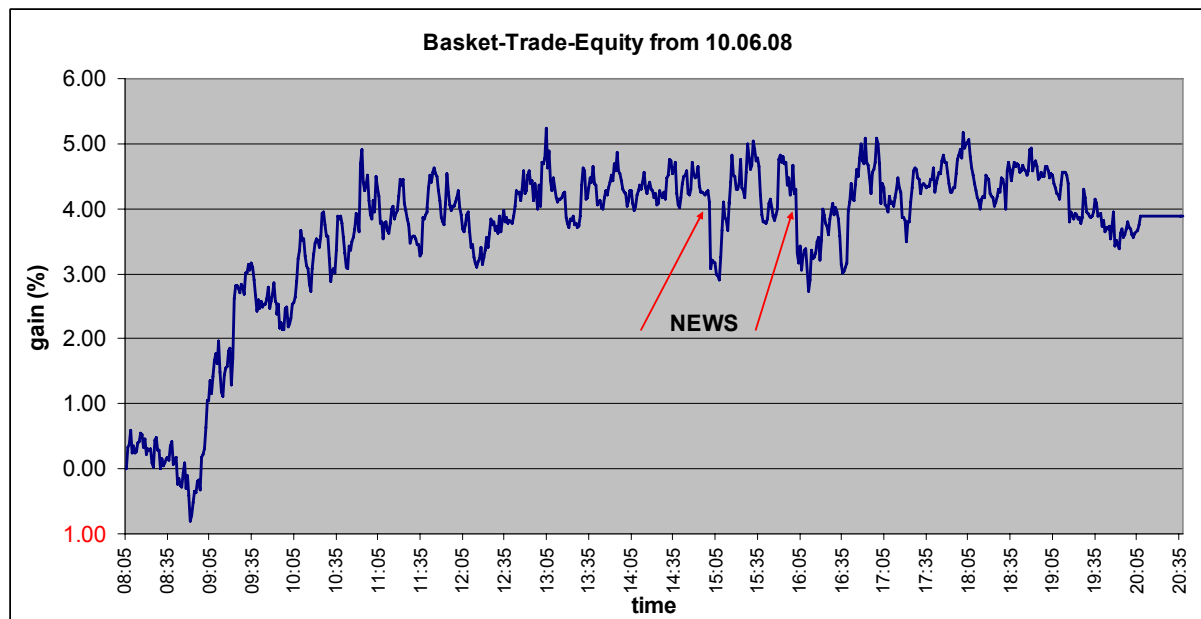
## 1. Trade: 10.06.08

Procedure:

At about 7:00 all pairs were checked for possible signals, a list was written with notices of the pair is a candidate for LONG/SHORT.

Total Profit (pips):		320																
Total Profit (\$):		406																
Ticket	Open Time	Type	Size	Item	Price	S / L	T / P	Close Time	Price	C	T	S	(\$)	pip				
11675887	10.06.2008 07:30	buy	0.2	usdjpy	106.7900	106.5300	0.0000	10.06.2008 09:17	106.5300	0	0	0	-31.29	26	26			
11676146	10.06.2008 07:41	buy	0.2	eurjpy	166.3800	166.0800	0.0000	10.06.2008 09:45	166.0800	0	0	0	-36.13	30	30			
11675830	10.06.2008 07:29	buy	0.2	audjpy	101.3400	101.0400	0.0000	10.06.2008 10:08	101.0400	0	0	0	-36.17	30	30			
11677380	10.06.2008 08:01	sell	0.2	eurusd	1.5583	0.0000	0.0000	10.06.2008 20:06	1.5455	0	0	0	165.64	128	128			
11676510	10.06.2008 07:49	sell	0.2	audusd	0.9484	0.0000	0.0000	10.06.2008 20:06	0.9468	0	0	0	20.7	16	16			
11676457	10.06.2008 07:48	buy	0.2	eurgbp	0.7918	0.0000	0.0000	10.06.2008 20:06	0.7910	0	0	0	-20.23	8	8			
11676131	10.06.2008 07:40	buy	0.2	usdchf	1.0309	0.0000	0.0000	10.06.2008 20:06	1.0426	0	0	0	145.21	117	117			
11676032	10.06.2008 07:36	buy	0.2	usdcad	1.0246	0.0000	0.0000	10.06.2008 20:06	1.0223	0	0	0	-29.12	23	23			
11676024	10.06.2008 07:36	sell	0.2	nzdusd	0.7562	0.0000	0.0000	10.06.2008 20:06	0.7523	0	0	0	50.47	39	39			
11676010	10.06.2008 07:35	buy	0.2	eurCHF	1.6072	0.0000	0.0000	10.06.2008 20:06	1.6114	0	0	0	52.13	42	42			
11675983	10.06.2008 07:34	sell	0.2	gbpCHF	2.0299	0.0000	0.0000	10.06.2008 20:06	2.0378	0	0	0	-98.03	79	79			
11675918	10.06.2008 07:31	sell	0.2	gbpusd	1.9683	0.0000	0.0000	10.06.2008 20:06	1.9539	0	0	0	186.33	144	144			
11675914	10.06.2008 07:31	sell	0.2	gbpjpy	210.1300	0.0000	0.0000	10.06.2008 20:06	209.8300	0	0	0	36.15	30	30			

**Table 1:** trades from 10.06.08



**Graph 1:** Equity of the Basket-Trade from 10.06.08

### Conclusion:

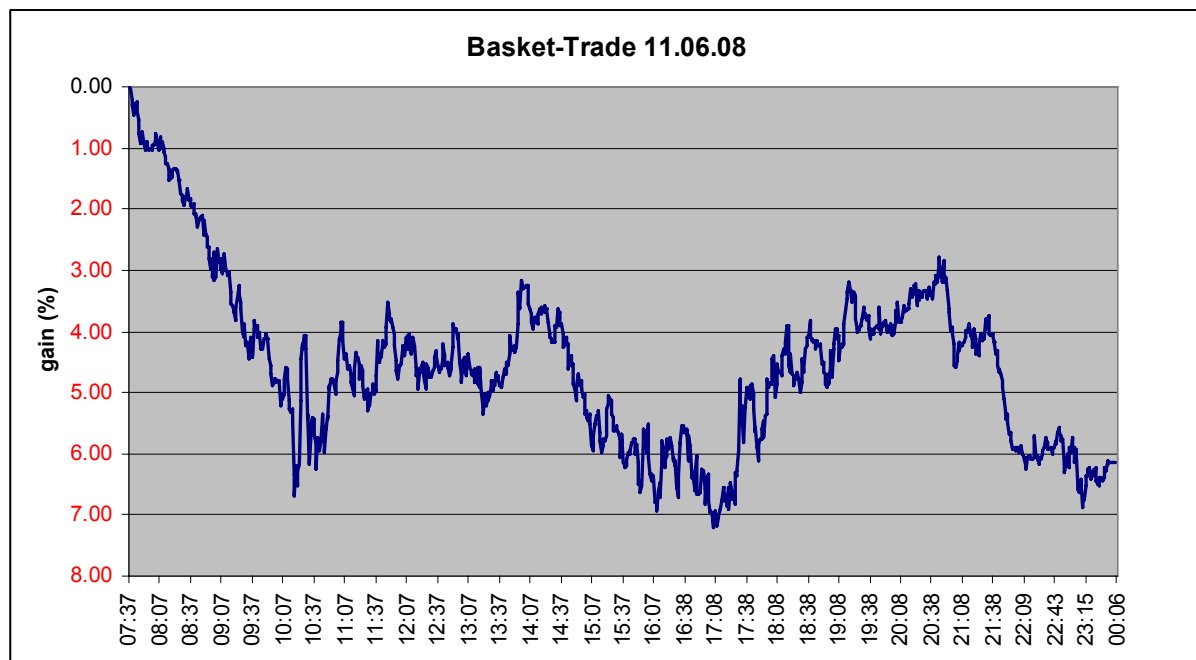
This was a very good day with a max profit of 5% which was almost stable over a long time during the day. Anyhow it seems that the main action is done after 11:00.

# Analysis of Basket-Trades

## 2. Trade: 11.06.08

Total Profit (pips):		502																
Total Profit (\$):		641																
Ticket	Open Time	Type	Size	Item	Price	S / L	T / P	Close Time	Price	C	T	S	(\$)	pip				
11746072	11.06.2008 07:30	sell	0.2	eurusd	1.5474	0.0000	0.0000	11.06.2008 08:10	1.5493	0	0	0	-24.53	19	19			
11746151	11.06.2008 07:34	buy	0.2	gbpchf	2.0400	0.0000	0.0000	11.06.2008 08:32	2.0356	0	0	0	-54.52	44	27			
11746239	11.06.2008 07:38	buy	0.2	usdchf	1.0437	0.0000	0.0000	11.06.2008 08:34	1.0410	0	0	0	-33.45	27	44			
11747410	11.06.2008 08:11	sell	0.2	gbpusd	1.9551	0.0000	0.0000	11.06.2008 08:38	1.9558	0	0	0	-9.02	7	7			
11748031	11.06.2008 08:32	sell	0.2	gbpchf	2.0359	0.0000	0.0000	11.06.2008 08:48	2.0385	0	0	0	-32.19	26	26			
11749116	11.06.2008 08:51	buy	0.2	audusd	0.9471	0.0000	0.0000	11.06.2008 08:53	0.9465	0	0	0	-7.74	6	6			
11746131	11.06.2008 07:33	sell	0.2	audusd	0.9447	0.0000	0.0000	11.06.2008 08:59	0.9478	0	0	0	-39.96	31	31			
11746154	11.06.2008 07:34	sell	0.2	eurgbp	0.7915	0.0000	0.0000	11.06.2008 09:01	0.7931	0	0	0	-40.35	16	16			
11746275	11.06.2008 07:39	sell	0.2	nzdusd	0.7532	0.0000	0.0000	11.06.2008 09:02	0.7566	0	0	0	-43.82	34	34			
11746286	11.06.2008 07:40	buy	0.2	usdcad	1.0239	0.0000	0.0000	11.06.2008 09:03	1.0214	0	0	0	-31.56	25	25			
11746666	11.06.2008 07:59	buy	0.2	usdjpy	107.7400	0.0000	0.0000	11.06.2008 23:51	106.8200	0	0	0	-110.7	92	92			
11748494	11.06.2008 08:36	sell	0.2	usdcad	1.0217	0.0000	0.0000	11.06.2008 23:51	1.0199	0	0	0	22.69	18	18			
11748421	11.06.2008 08:34	sell	0.2	usdchf	1.0410	0.0000	0.0000	11.06.2008 23:51	1.0313	0	0	0	120.94	97	97			
11746126	11.06.2008 07:32	buy	0.2	gbpusd	1.9552	0.0000	0.0000	11.06.2008 23:51	1.9634	0	0	0	105.42	82	82			
11746112	11.06.2008 07:32	buy	0.2	gbpjpy	210.6200	0.0000	0.0000	11.06.2008 23:51	209.7400	0	0	0	-105.9	88	88			
11748889	11.06.2008 08:46	buy	0.2	gbpchf	2.0385	0.0000	0.0000	11.06.2008 23:51	2.0241	0	0	0	-179.6	144	144			
11749248	11.06.2008 08:53	buy	0.2	nzdusd	0.7554	0.0000	0.0000	11.06.2008 23:51	0.7563	0	0	0	11.57	9	9			
11746106	11.06.2008 07:31	buy	0.2	eurjpy	166.7200	0.0000	0.0000	11.06.2008 23:51	166.1900	0	0	0	-63.78	53	53			
11747264	11.06.2008 08:09	buy	0.2	eurusd	1.5490	0.0000	0.0000	11.06.2008 23:51	1.5557	0	0	0	86.13	67	67			
11750060	11.06.2008 09:01	buy	0.2	eurgbp	0.7931	0.0000	0.0000	11.06.2008 23:51	0.7923	0	0	0	-20.19	8	8			
11746192	11.06.2008 07:36	buy	0.2	audjpy	101.7700	0.0000	0.0000	11.06.2008 23:51	101.2200	0	0	0	-66.19	55	55			
11748644	11.06.2008 08:41	buy	0.2	audusd	0.9465	0.0000	0.0000	11.06.2008 23:51	0.9475	0	0	0	12.85	10	10			
11746167	11.06.2008 07:35	buy	0.2	eurCHF	1.6148	0.0000	0.0000	11.06.2008 23:51	1.6038	0	0	0	-137.2	110	110			

**Table 2:** trades from 11.06.08



**Graph 2:** Equity of the Basket-Trade from 11.06.08

### Conclusion:

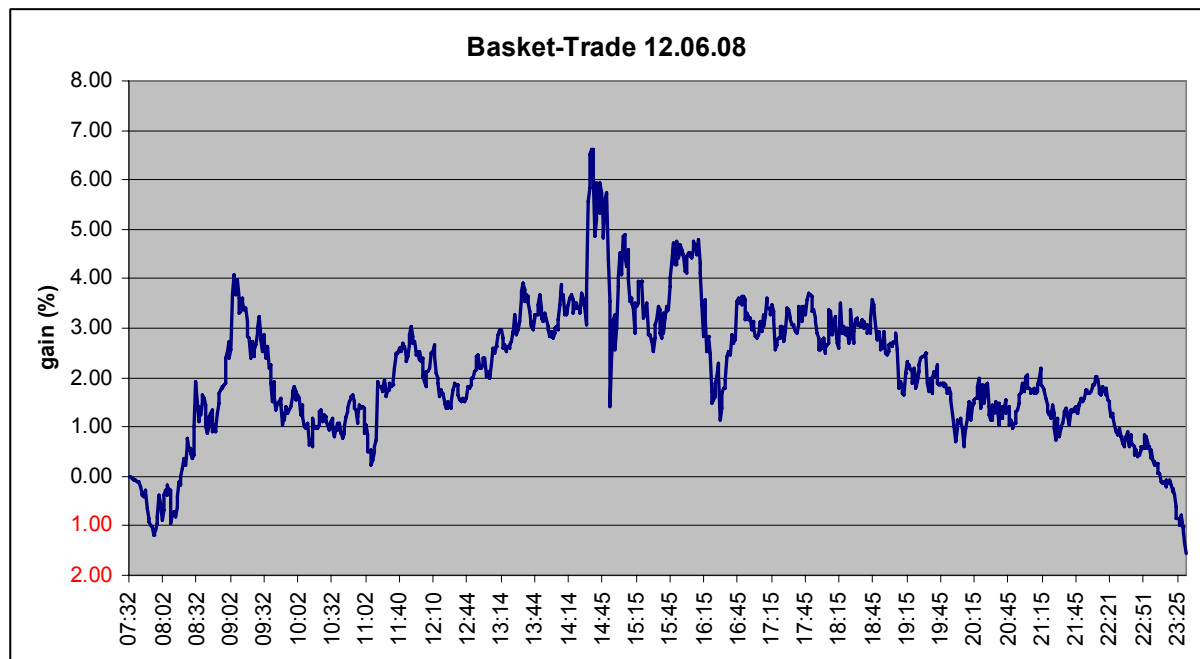
Very difficult day, the trend was not clear. Additionally I made the mistake to switch often from Long to Short and vice versa, losing each time. Another mistake was that I didn't wait for the correct entry (Stoch/MACD). When it's not clear how the trend is doing or the day is just bad a clear equity-stop must come into action, probably between 2-3%. The value has to be determined after more trades are analysed.

## Analysis of Basket-Trades

### 3. Trade: 12.06.08

Total Profit (pips):			93																																																																																																																																																																																																																																																																																																																																																																																																																																																																																																																																																																																																																																																																																																																																																																																																																																																																																																																																																																																																																																																																																																																																																																																																																																																																																																																																																																																																																										
----------------------	--	--	----	--	--	--	--	--	--	--	--	--	--	--	--	--	--	--	--	--	--	--	--	--	--	--	--	--	--	--	--	--	--	--	--	--	--	--	--	--	--	--	--	--	--	--	--	--	--	--	--	--	--	--	--	--	--	--	--	--	--	--	--	--	--	--	--	--	--	--	--	--	--	--	--	--	--	--	--	--	--	--	--	--	--	--	--	--	--	--	--	--	--	--	--	--	--	--	--	--	--	--	--	--	--	--	--	--	--	--	--	--	--	--	--	--	--	--	--	--	--	--	--	--	--	--	--	--	--	--	--	--	--	--	--	--	--	--	--	--	--	--	--	--	--	--	--	--	--	--	--	--	--	--	--	--	--	--	--	--	--	--	--	--	--	--	--	--	--	--	--	--	--	--	--	--	--	--	--	--	--	--	--	--	--	--	--	--	--	--	--	--	--	--	--	--	--	--	--	--	--	--	--	--	--	--	--	--	--	--	--	--	--	--	--	--	--	--	--	--	--	--	--	--	--	--	--	--	--	--	--	--	--	--	--	--	--	--	--	--	--	--	--	--	--	--	--	--	--	--	--	--	--	--	--	--	--	--	--	--	--	--	--	--	--	--	--	--	--	--	--	--	--	--	--	--	--	--	--	--	--	--	--	--	--	--	--	--	--	--	--	--	--	--	--	--	--	--	--	--	--	--	--	--	--	--	--	--	--	--	--	--	--	--	--	--	--	--	--	--	--	--	--	--	--	--	--	--	--	--	--	--	--	--	--	--	--	--	--	--	--	--	--	--	--	--	--	--	--	--	--	--	--	--	--	--	--	--	--	--	--	--	--	--	--	--	--	--	--	--	--	--	--	--	--	--	--	--	--	--	--	--	--	--	--	--	--	--	--	--	--	--	--	--	--	--	--	--	--	--	--	--	--	--	--	--	--	--	--	--	--	--	--	--	--	--	--	--	--	--	--	--	--	--	--	--	--	--	--	--	--	--	--	--	--	--	--	--	--	--	--	--	--	--	--	--	--	--	--	--	--	--	--	--	--	--	--	--	--	--	--	--	--	--	--	--	--	--	--	--	--	--	--	--	--	--	--	--	--	--	--	--	--	--	--	--	--	--	--	--	--	--	--	--	--	--	--	--	--	--	--	--	--	--	--	--	--	--	--	--	--	--	--	--	--	--	--	--	--	--	--	--	--	--	--	--	--	--	--	--	--	--	--	--	--	--	--	--	--	--	--	--	--	--	--	--	--	--	--	--	--	--	--	--	--	--	--	--	--	--	--	--	--	--	--	--	--	--	--	--	--	--	--	--	--	--	--	--	--	--	--	--	--	--	--	--	--	--	--	--	--	--	--	--	--	--	--	--	--	--	--	--	--	--	--	--	--	--	--	--	--	--	--	--	--	--	--	--	--	--	--	--	--	--	--	--	--	--	--	--	--	--	--	--	--	--	--	--	--	--	--	--	--	--	--	--	--	--	--	--	--	--	--	--	--	--	--	--	--	--	--	--	--	--	--	--	--	--	--	--	--	--	--	--	--	--	--	--	--	--	--	--	--	--	--	--	--	--	--	--	--	--	--	--	--	--	--	--	--	--	--	--	--	--	--	--	--	--	--	--	--	--	--	--	--	--	--	--	--	--	--	--	--	--	--	--	--	--	--	--	--	--	--	--	--	--	--	--	--	--	--	--	--	--	--	--	--	--	--	--	--	--	--	--	--	--	--	--	--	--	--	--	--	--	--	--	--	--	--	--	--	--	--	--	--	--	--	--	--	--	--	--	--	--	--	--	--	--	--	--	--	--	--	--	--	--	--	--	--	--	--	--	--	--	--	--	--	--	--	--	--	--	--	--	--	--	--	--	--	--	--	--	--	--	--	--	--	--	--	--	--	--	--	--	--	--	--	--	--	--	--	--	--	--	--	--	--	--	--	--	--	--	--	--	--	--	--	--	--	--	--	--	--	--	--	--	--	--	--	--	--	--	--	--	--	--	--	--	--	--	--	--	--	--	--	--	--	--	--	--	--	--	--	--	--	--	--	--	--	--	--	--	--	--	--	--	--	--	--	--	--	--	--	--	--	--	--	--	--	--	--	--	--	--	--	--	--	--	--	--	--	--	--	--	--	--	--	--	--	--	--	--	--	--	--	--	--	--	--	--	--	--	--	--	--	--	--	--	--	--	--	--	--	--	--	--	--	--	--	--	--	--	--	--	--	--	--	--	--	--	--	--	--	--	--	--	--	--	--	--	--	--	--	--	--	--	--	--	--	--	--	--	--	--	--	--	--	--	--	--	--	--	--	--	--	--	--	--	--	--	--	--	--	--	--	--	--	--	--	--	--	--	--	--	--	--	--	--	--	--	--	--	--	--	--	--	--	--	--	--	--	--	--	--	--	--	--	--	--	--	--	--	--	--	--	--	--	--	--	--	--	--	--	--	--	--	--	--	--	--	--	--	--	--	--	--	--	--	--	--	--	--	--	--	--	--	--	--	--	--	--	--	--	--	--	--	--	--	--	--	--	--	--	--	--	--	--	--	--	--	--	--	--	--	--	--	--	--	--	--	--	--	--	--	--	--	--	--	--	--	--	--	--	--	--	--	--	--	--	--	--	--	--	--	--	--	--	--	--	--	--	--	--	--	--	--	--	--	--	--	--	--	--	--	--	--	--	--	--	--	--	--	--	--	--	--	--	--	--	--	--	--	--	--	--	--	--	--	--	--	--	--	--	--	--	--	--	--	--	--	--	--	--	--	--	--	--	--	--	--	--	--	--	--	--	--	--	--	--	--	--	--	--	--	--	--	--	--	--	--	--	--	--	--	--	--	--	--	--	--	--	--	--	--	--	--	--	--	--	--	--	--	--	--	--	--	--	--	--	--	--	--	--	--	--	--	--	--	--	--	--	--	--	--	--	--	--	--	--	--	--	--	--	--	--	--	--	--	--	--	--	--	--	--	--	--	--	--	--	--	--	--	--	--	--	--	--	--	--	--	--	--	--	--	--	--	--	--	--	--	--	--	--	--	--	--	--	--	--	--	--	--	--	--	--	--	--	--	--	--	--	--	--	--	--	--	--	--	--	--	--	--	--	--	--	--	--	--	--	--	--	--	--

**Table 3:** trades from 12.06.08



**Graph 3:** Equity of the Basket-Trade from 12.06.08

#### Conclusion:

This was a bit difficult day with a max profit of 6.5% during the NEWS. Some Pairs moved often up and down which made it difficult to decide for the "right" direction.

At about 09:00 the first peak with 4% gain was hit. The 6.5% at the NEWS should be seen as an exception.

Interestingly from about 17:00 the gain dwindled and became finally a loss.

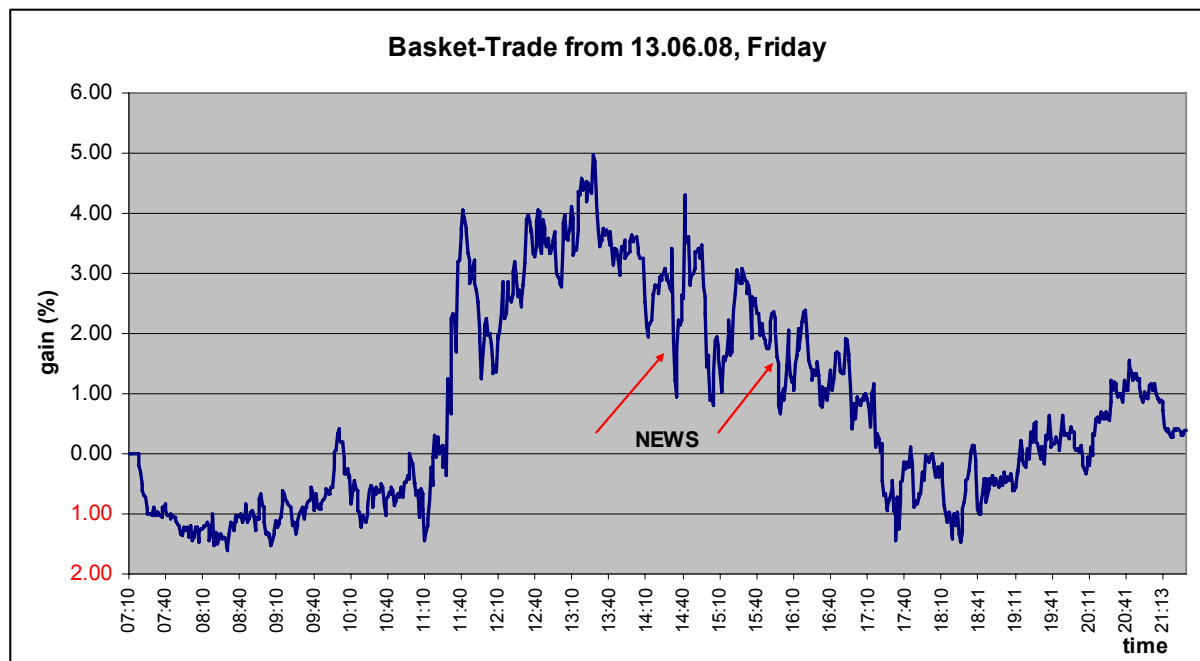
Here I would suggest setting a TP-target of 4% for the day.

## Analysis of Basket-Trades

### 4. Trade: 13.06.08, Friday

Total Profit (pips):				23															
Total Profit (\$):				403															
Ticket	Open Time	Type	Size	Item	Price	S / L	T / P	Close Time	Price	C	T	S	(\$)	pip					
11858259	13.06.2008 07:19	sell	0.2	gbpjpy	209.7800	210.0800	0.0000	13.06.2008 08:51	210.0800	0	0	0	36.04	30	30				
11858237	13.06.2008 07:18	sell	0.2	usdjpy	107.7500	108.0000	0.0000	13.06.2008 08:55	108.0000	0	0	0	30.03	25	25				
11858291	13.06.2008 07:20	buy	0.2	audusd	0.9409	0.9380	0.0000	13.06.2008 08:57	0.9380	0	0	0	37.65	29	29				
11862262	13.06.2008 09:11	sell	0.2	gbpjpy	209.7100	210.6300	0.0000	13.06.2008 10:59	210.6300	0	0	0	110.60	92	92				
11859098	13.06.2008 08:00	buy	0.2	audjpy	101.4000	101.0300	0.0000	13.06.2008 11:27	101.0300	0	0	0	44.49	37	37				
11858311	13.06.2008 07:21	buy	0.2	nzdusd	0.7513	0.7466	0.0000	13.06.2008 11:28	0.7466	0	0	0	61.17	47	47				
11872813	13.06.2008 12:20	buy	0.2	usdcad	1.0275	0.0000	0.0000	13.06.2008 21:31	1.0286	0	0	0	13.93	11	11				
11870636	13.06.2008 11:41	buy	0.2	eurCHF	1.6120	0.0000	0.0000	13.06.2008 21:31	1.6114	0	0	0	7.45	6	6				
11866342	13.06.2008 10:56	sell	0.2	nzdusd	0.7464	0.0000	0.0000	13.06.2008 21:31	0.7497	0	0	0	42.97	33	33				
11868788	13.06.2008 11:30	sell	0.2	eurGBP	0.7893	0.0000	0.0000	13.06.2008 21:31	0.7892	0	0	0	2.53	1	1				
11868135	13.06.2008 11:26	sell	0.2	audjpy	101.0700	0.0000	0.0000	13.06.2008 21:31	101.5000	0	0	0	51.74	43	43				
11861538	13.06.2008 08:58	sell	0.2	audusd	0.9382	0.0000	0.0000	13.06.2008 21:31	0.9381	0	0	0	1.31	1	1				
11861169	13.06.2008 08:53	buy	0.2	gbpjpy	210.1200	209.6400	0.0000	13.06.2008 21:31	210.5400	0	0	0	50.55	42	42				
11861096	13.06.2008 08:51	buy	0.2	usdjpy	107.9600	0.0000	0.0000	13.06.2008 21:31	108.1800	0	0	0	26.48	22	22				
11858255	13.06.2008 07:19	sell	0.2	eurjpy	166.3700	0.0000	0.0000	13.06.2008 21:31	166.1900	0	0	0	21.66	18	18				
11858228	13.06.2008 07:17	buy	0.2	usdCHF	1.0425	0.0000	0.0000	13.06.2008 21:31	1.0491	0	0	0	81.92	66	66				
11859797	13.06.2008 08:19	buy	0.2	gbpCHF	2.0290	0.0000	0.0000	13.06.2008 21:31	2.0418	0	0	0	158.87	128	128				
11858643	13.06.2008 07:39	sell	0.2	gbpusd	1.9468	0.0000	0.0000	13.06.2008 21:31	1.9465	0	0	0	3.91	3	3				
11858218	13.06.2008 07:17	sell	0.2	eurusd	1.5433	0.0000	0.0000	13.06.2008 21:31	1.5360	0	0	0	95.05	73	73				

**Table 4:** trades from 13.06.08



**Graph 4:** Equity of the Basket-Trade from 13.06.08

### Conclusion:

This day was again difficult to find early a clear trend. For 4 pairs the direction was changed in the first 2 hours. This is usually the most critical period. At about 11:40 the first peak with 3.89% gain was reached, at 13:30 the equity maximum (4.86%) was reached.

We had 2 important NEWS: 14:30 (USD, Core CPI) and 15:55 (USD, Prelim Michigan Sentiment), see the red arrows. Both had an impact on the equity but in each case the affect was absorbed after about 10 min.

## Analysis of Basket-Trades

---

### Conclusion for week 24:

This was an interesting experience with a lot of emotions although all was done only in demo-mode.

Experience shows that the most critical part are the first 2 hours, to find the correct trend for the majority of the pairs. During this time the trend changes often.

If the trend changes, it is important to wait for a retracement to enter the trade. This is done by using the Stochastic and MACD on a 5 min TF.

During the third basket trade the Alpari data feed was down for about 10 min. The live-account was ok. This confirms again, that demo- and live-accounts are very differently treated by the brokers.

The best and most accurate test is therefore done with a live-account, but minimum lot-size.

I traded always 13 pairs. I'm sure that this is not the optimum and sometimes difficult to handle, for sure during the first critical 2 hours.

Although I prepared a worksheet where I commented all my actions I oversaw sometimes a pairs.

After some more trades an analysis of the pairs traded must be done, to find statistically the best and worst performing pairs.

Now the best: based on this limited trades (4) and still climbing the learning curve it would be possible to make an average of 2.5% per day by setting an equity stop-loss of 2% and an equity take-profit of 4%.

For this week that would be 3 times a gain of 4% (12%) and 1 time a loss of 2%. The total gain for 4 days trading would have been 10%, average 2.5% per day.

If this can be continued I'm more than happy.